

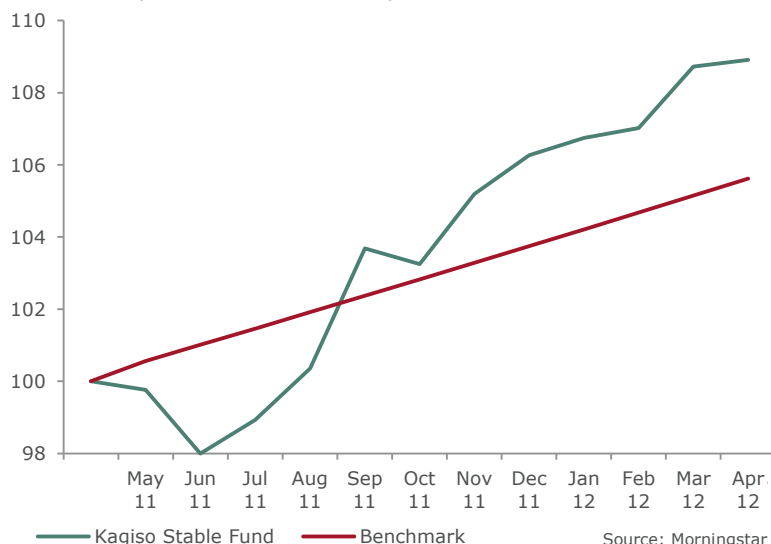
Performance and risk statistics¹

	Fund	Benchmark	Outperformance
1 year	8.9%	5.6%	3.3%
Since inception	8.9%	5.6%	3.3%

	Fund	Benchmark
Annualised deviation	4.5%	0.1%
Sharpe ratio	0.7	-1.3
Maximum gain*	5.8%	5.6%
Maximum drawdown*	-2.0%	n/a
% Positive months	75.0%	n/a

*Maximum % increase/decline over any period

Cumulative performance since inception



Portfolio manager

Gavin Wood


Fund category

Domestic - Asset Allocation - Prudential - Low Equity

Fund objective

To provide total returns that are in excess of inflation over the medium term. It seeks to provide a high level of capital stability and to minimise loss over any one year period, within the constraints of the statutory investment restrictions for retirement funds.

Risk profile



Suitable for

Investors who are risk averse and require a high degree of capital stability while requiring a reasonable income and some capital growth. A typical investor would be retired or nearing retirement and seeking to preserve capital over any one year period.

Benchmark

The return on deposits for amounts in excess of R5 million plus 2% (on an after-tax basis at an assumed 25% tax rate).

Launch date

3 May 2011

Fund size

R88.7 million

NAV

108.89 cents

Distribution dates

30 June, 31 December

Last distribution

Nil

Minimum investment

Lump sum: R5 000; Debit order: R500

Fees (excl. VAT)²

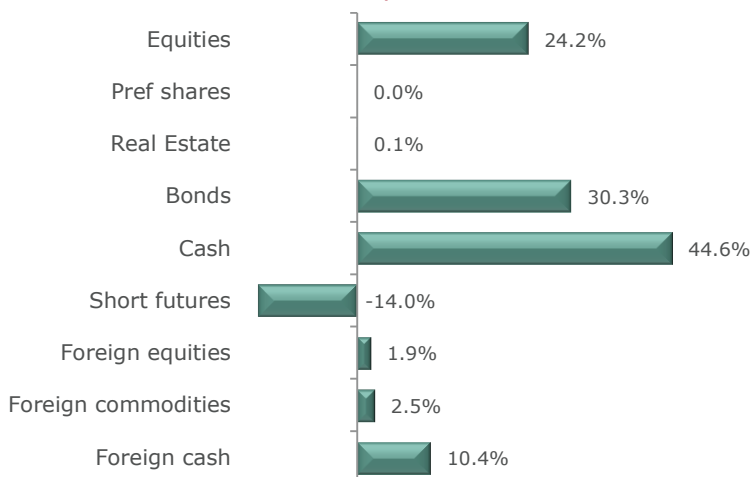
Initial fee: 0.00%
Financial adviser fee: max 3.00%
Ongoing advice fee: max 1.00% pa
Annual management fee: 1.25%

TER³

N/A

Unconventional thinking. Superior performance

Effective asset allocation exposure



Top ten holdings

	% of equities
Lonmin	16.3
Kagiso Media	15.8
Tongaat Hulett	12.9
MTN Group	12.1
Mustek	9.4
Anglogold Ashanti	8.5
AECI	7.5
Standard Bank	4.5
Sasol	4.0
Pan African Resources	2.9
Total	93.9

The Kagiso unit trust range is offered by Kagiso Collective Investments Limited ('Kagiso') registration number 2010/009289/06, a member of the Association for Savings and Investment SA (ASISA). Unit trusts are generally medium- to long-term investments. The value of units may go down as well as up and past performance is not necessarily an indication of future performance. Unit trusts are traded at ruling prices and can engage in scrip lending and borrowing. Unit trust prices are calculated on a net asset value (NAV) basis, which is the total value of assets in the portfolio including any income accruals and less any permissible deductions (brokerage, Uncertificated Securities Tax, VAT, auditor's fees, bank charges, trustee and custodian fees and the annual management fee) from the portfolio, divided by the number of units in issue. Instructions must reach Kagiso Collective Investments before 14:00 to ensure same day value. Fund valuations take place at approximately 15:00 each business day and forward pricing is used.

¹ Performance is quoted from Morningstar as at month-end for a lump sum investment using Class A NAV prices with income distributions reinvested. Performance figures are quoted after the deduction of all costs incurred within the fund.

² A schedule of maximum fees and charges is available on request and from our website. Fees and incentives may be paid, and if so, are included in the overall costs.

³ The TER is calculated as a percentage of the average NAV of the portfolio incurred as charges, levies and fees in the management of the portfolio for a rolling 12-month period to end December 2011. A higher TER ratio does not necessarily imply a poor return nor does a low TER imply a good return. The current disclosed TER cannot be regarded as an indication of future TER's.